

## Price Distribution of Pressed Steel from Cans

The price is falling comparing to the same time of year 2008 & 2010, and the ratio of municipalities selling pressed steel from ¥10,000/t to 30,000/t is increasing gradually.

(Unit: ¥/t)

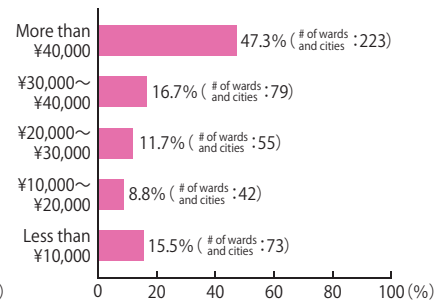
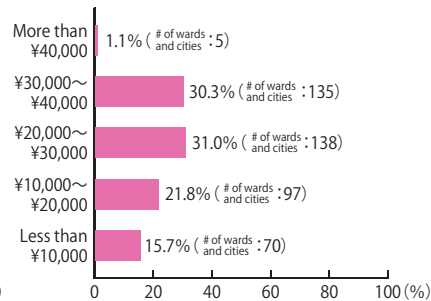
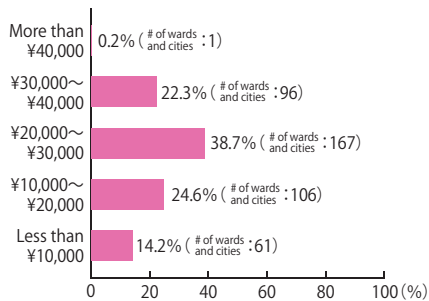
	June-July, 2013		June-July, 2010		June-July, 2008	
	# of wards and cities	Price (¥/t)	# of wards and cities	Price (¥/t)	# of wards and cities	Price (¥/t)
Less than ¥10,000	61	12.8	45	14.2	70	15.7
¥10,000~¥15,000	44	9.4	42	10.2	50	11.2
¥15,000~¥20,000	62	13.8	48	14.4	47	10.6
¥20,000~¥25,000	80	15.6	45	18.6	63	14.2
¥25,000~¥30,000	87	28.7	79	20.2	75	16.9
¥30,000~¥35,000	93	18.3	97	21.6	106	23.8
¥35,000~¥40,000	3	1.4	57	0.7	29	6.5
¥40,000~¥45,000	0	0.0	9	0.0	4	0.9
¥45,000~¥50,000	0	0.0	0	0.0	0	0.0
More than ¥50,000	1	0.0	0	0.2	1	0.2
<b>Total</b>	<b>431</b>	<b>100.0</b>	<b>422</b>	<b>100.0</b>	<b>445</b>	<b>100.0</b>

## Price Distribution of Pressed Steel Cans in 2008~2013

June-July, 2013 (# of ward and cities: 431)

June-July, 2010 (# of ward and cities: 445)

June-July, 2008 (# of ward and cities: 472)



## Average Price of Pressed Steel Cans according to the Methods to Decide Sales Price

The highest price is ¥32,700/t for the price of steel cans and iron collected from noncombustible waste, and total price fell from 2008.

(Unit: ¥/t)

	June-July, 2013		June-July, 2010		June-July, 2008	
	# of wards and cities	Price (¥/t)	# of wards and cities	Price (¥/t)	# of wards and cities	Price (¥/t)
Price of steel cans collected by municipalities	397	21,700	413	22,219	415	35,148
Price of steel cans and iron collected from noncombustible waste	19	17,853	22	19,850	23	31,620
Price of steel cans and metals collected from noncombustible waste	1	32,700	1	7,200	4	30,175
Others	8	20,348	7	26,284	8	29,944
Unknown	6	20,414	2	32,850	22	136
<b>Total</b>	<b>431</b>	<b>21,513</b>	<b>445</b>	<b>22,179</b>	<b>472</b>	<b>33,214</b>

## Average Sales Price of Pressed Steel from Cans by the Fiscal Year

The average selling price of pressed steel can is ¥18,709/t and about ¥9,340/t lower than year 2008. The lowest price of pressed steel can by region is ¥16,309/t in Chubu. The extreme price fluctuation is occurred in Kyushu-Okinawa Area which is ¥13,348/t lower than 2008.

(Unit: ¥/t)

	FY2013		FY2010		FY2008	
	# of wards and cities	Price (¥/t)	# of wards and cities	Price (¥/t)	# of wards and cities	Price (¥/t)
Hokkaido	29	17,861	29	18,319	27	26,247
Tohoku	34	18,743	30	21,602	49	27,432
Kanto	123	16,979	114	20,701	116	25,242
Hokuriku	23	19,028	21	20,333	19	31,622
Chubu	46	16,309	50	20,690	46	25,598
Kinki	55	22,304	52	25,427	54	31,541
Chugoku	34	17,965	30	22,580	31	25,279
Shikoku	21	17,604	19	21,040	25	23,126
Kyushu/Okinawa	59	21,928	64	25,626	65	35,276
<b>Total</b>	<b>424</b>	<b>18,709</b>	<b>409</b>	<b>22,103</b>	<b>432</b>	<b>28,049</b>