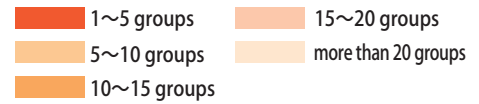
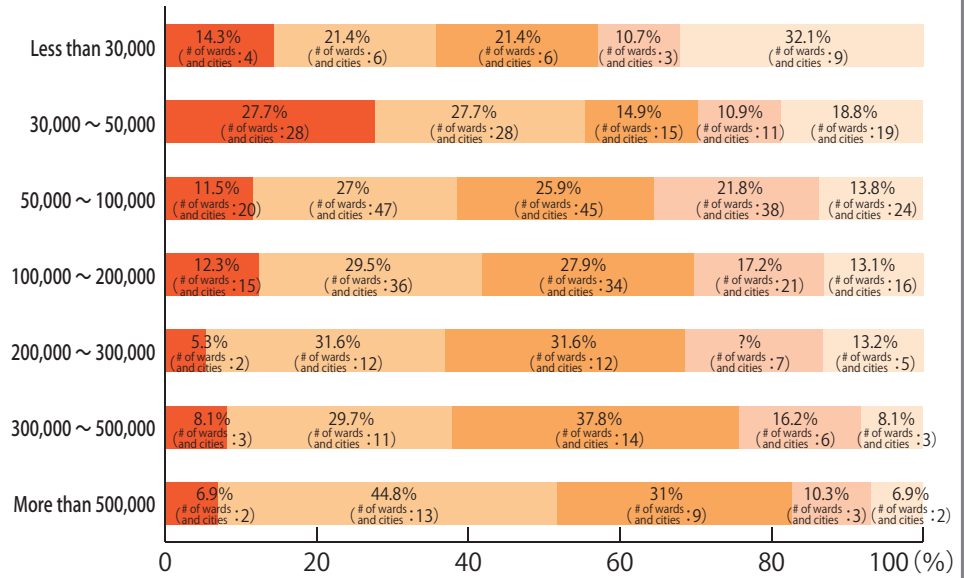


Number of Groups Practicing Group Collection according to the Scale of Population per 10,000 in FY2012

According to the size of the population, the number of groups is inverse relation to population level as it shown that population less than 30,000 have the highest number of practicing groups.



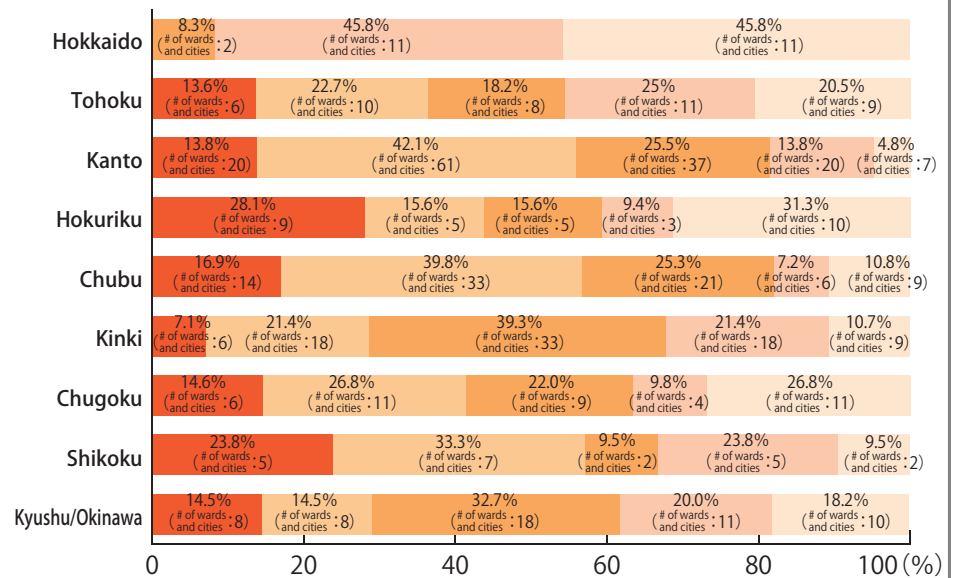
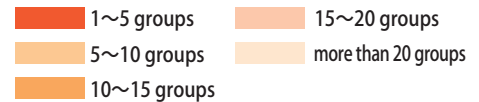
	Average practicing groups
Less than 30,000	18.7
30,000 ~ 50,000	12.5
50,000 ~ 100,000	13.3
100,000 ~ 200,000	12.6
200,000 ~ 300,000	12.8
300,000 ~ 500,000	12.2
More than 500,000	10.9



Number of Groups Practicing Group Collection per 10,000 by Region in FY2012

The average number of groups practicing group collection per 10,000 by region indicates that the highest quantity is in Hokkaido (23.2 groups) on the other hand, the lowest in Kanto and Shikoku. Especially in Hokkaido, majority of groups practicing group collection are groups above 15.

	Average practicing groups
Hokkaido	23.2
Tohoku	15.8
Kanto	10.6
Hokuriku	13.7
Chubu	12.2
Kinki	13.7
Chugoku	14.2
Shikoku	10.5
Kyushu/Okinawa	14.9



COLUMN

4

Issue on Carrying Away of Recyclable Waste

In late years, recyclable wastes are carried away from a personal site and accumulation place of the group collection without permission occur frequently. In Yokohama City Council revised the regulation on May 2012 to regulate carrying away of recyclable waste from group collection. It enforces the rule of the regulations to prohibit carrying away of recyclable waste. Carrying away business is expanding systematically, and so "criminal charge" has applied, instead of tax to punish, to both employee and employer. However, the enforcement is still weak and limited therefore, it is necessary for each sectors: public, private and government to cooperate more effectively to prevent this case.

(Written by Kohei Yamamoto, Managing Director of Dynax Urban Environment Research Institute)